


## Making an Origami Flower

Square piece of paper




Fold in half  
Mark 1/3 point from top left corner



Fold bottom Right corner  
to 1/3 point




Fold up bottom Left corner



Fold down top Right corner  
cut off




Draw arc and cut out



Carefully unfold



Find your origami flower



Pictures and instructions: R Gagliano